

AACR-NCI-EORTC Virtual International Conference on

MOLECULAR TARGETS AND CANCER THERAPEUTICS

October 7-10, 2021



NATIONAL
CANCER
INSTITUTE



The IRAK4 inhibitor CA-4948 demonstrates antitumor activity in a preclinical model of CNS lymphoma

Speaker: Christina A. von Roemeling, Ph.D.¹

Research Team: Bently P. Doonan, M.D.¹; Lan Hoang-Minh, Ph.D.¹; Han W. Tun, M.D.²; Elizabeth Martinez, Ph.D.³, Raul Soikes, M.S.³; Reinhard W. von Roemeling, M.D.³, Duane A. Mitchell, M.D., Ph.D.¹

¹University of Florida, Gainesville, FL

²Mayo Clinic, Jacksonville, FL

³Curis Inc., Lexington, MA



Speaker: Christina von Roemeling

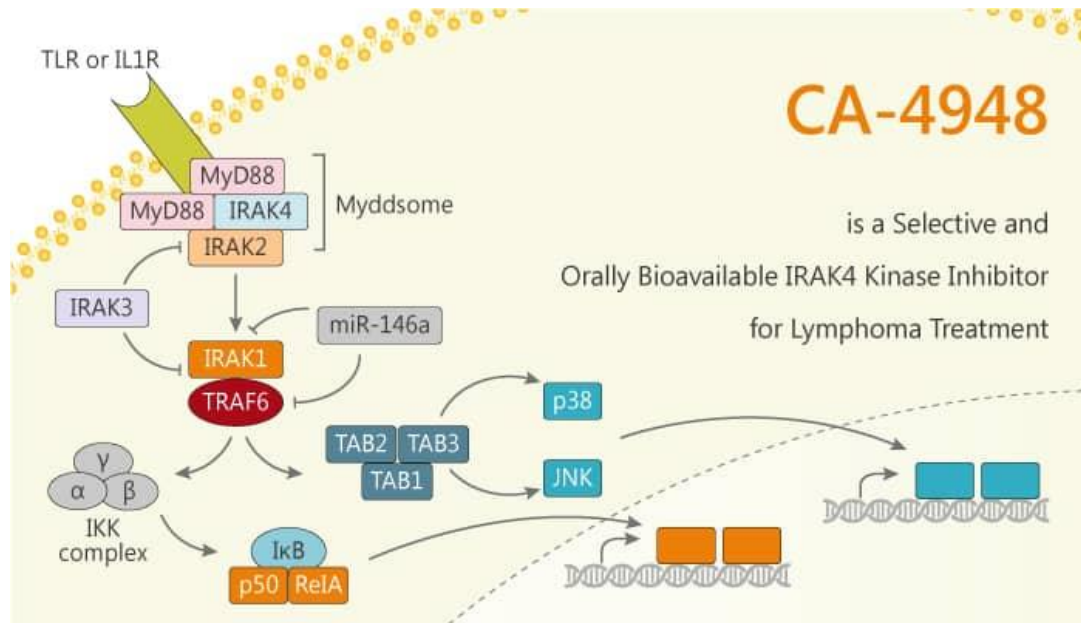
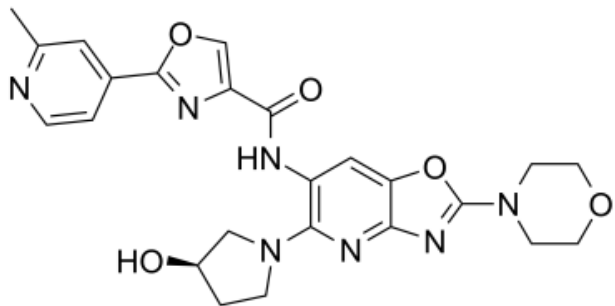
Duane Mitchell received institutional funds from Curis, Inc.

Reinhard von Roemeling, Elizabeth Martinez, and Raul Soikes are employees of Curis, Inc.



CA-4948 is a novel small molecule inhibitor of IRAK4

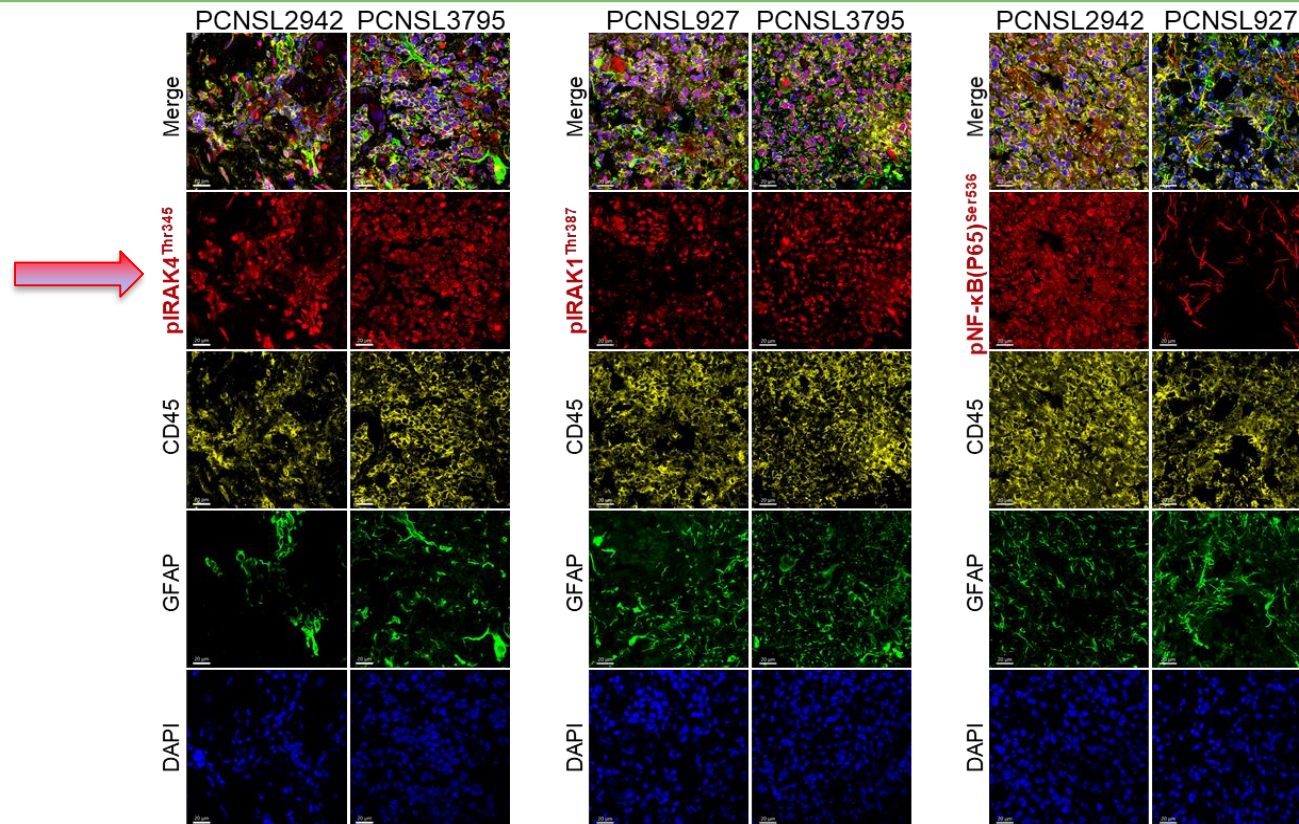
CA-4948



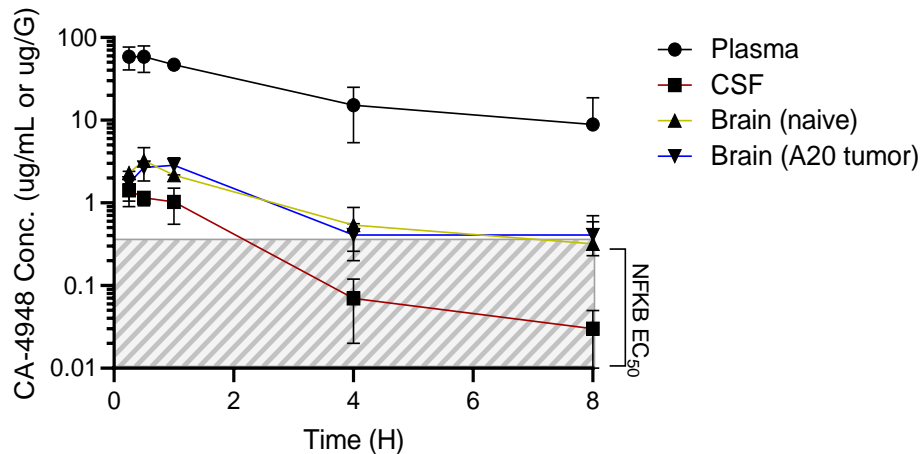
Adapted from Booher, et al. AACR Annual Meeting (2017)



IRAK signaling is activated in PCNSL



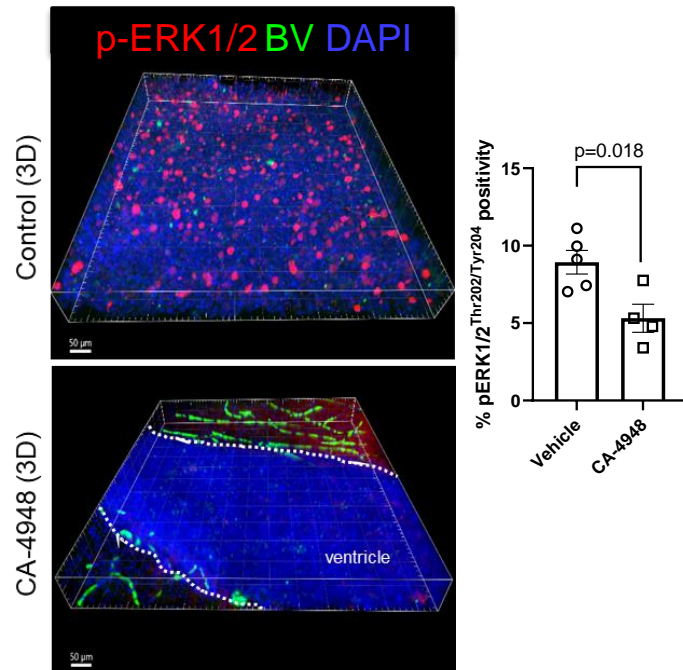
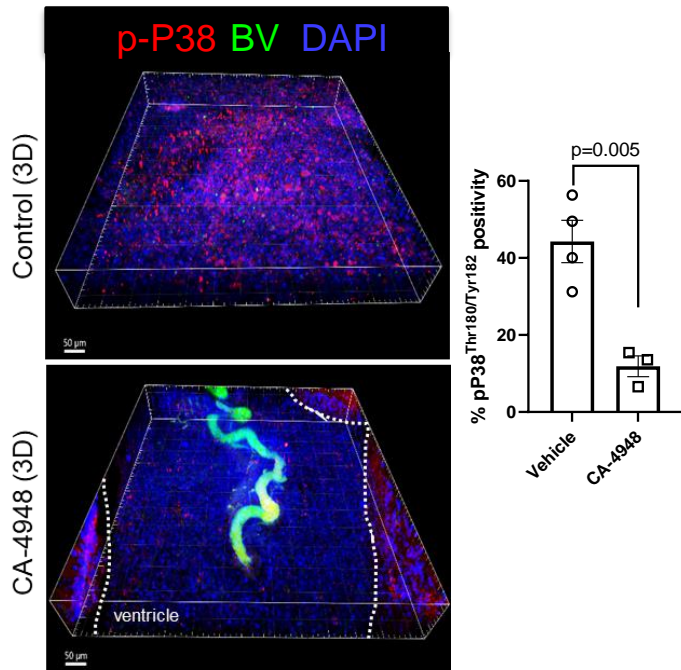
CA-4948 can cross the blood brain barrier



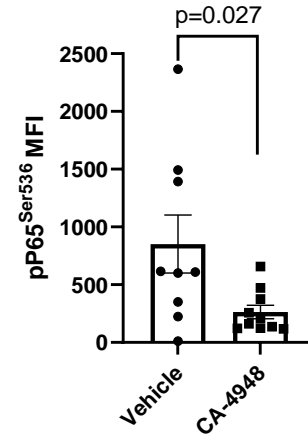
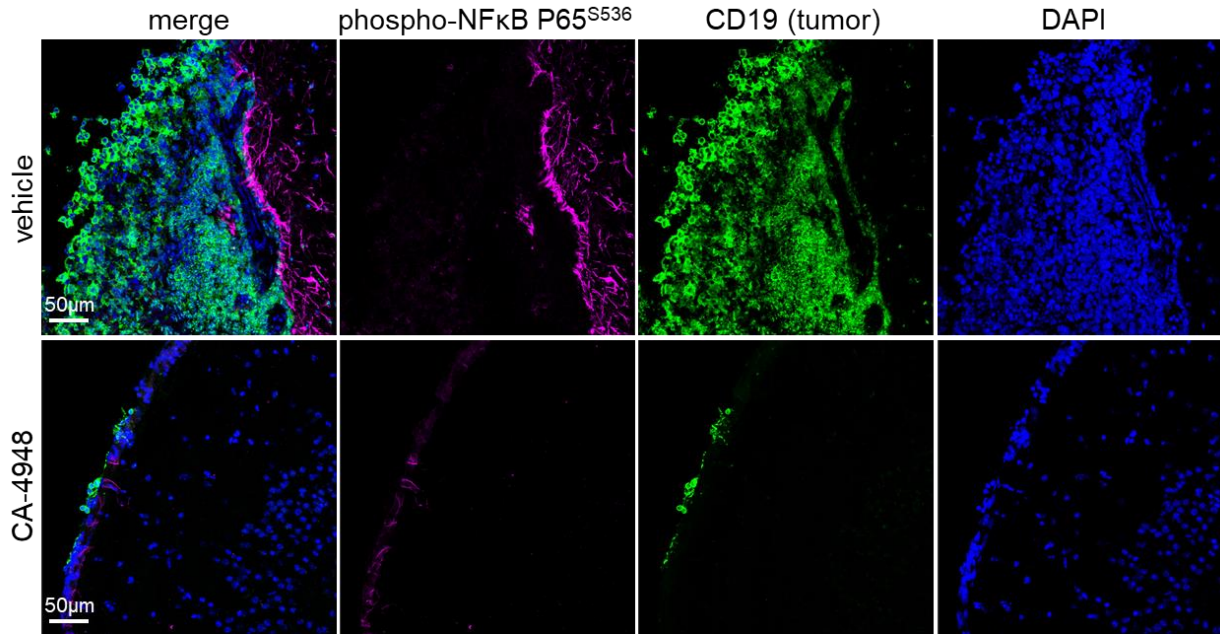
Parameter	Units	Plasma	CSF (Naïve)	Brain (Naïve)	Brain (A20 Tumor)
C_{max}	ug/mL or ug/g	60.3 ± 19.26	1.42±0.52	3.25±1.41	3.22±0.18
T_{max}	h	0.38 ± 0.14	0.25	0.5	0.83±0.29
$T_{1/2}$	h	2.73	1.33	1.39	1.19
$AUC_{0-8 h}$	h*ug/mL or h*ug/g	189.51	2.91	8.09	8.68
$AUC_{0-\infty}$	h*ug/mL or h*ug/g	224.46	2.96	8.72	9.39
Brain to plasma ratio	%		1.53	4.26	4.95



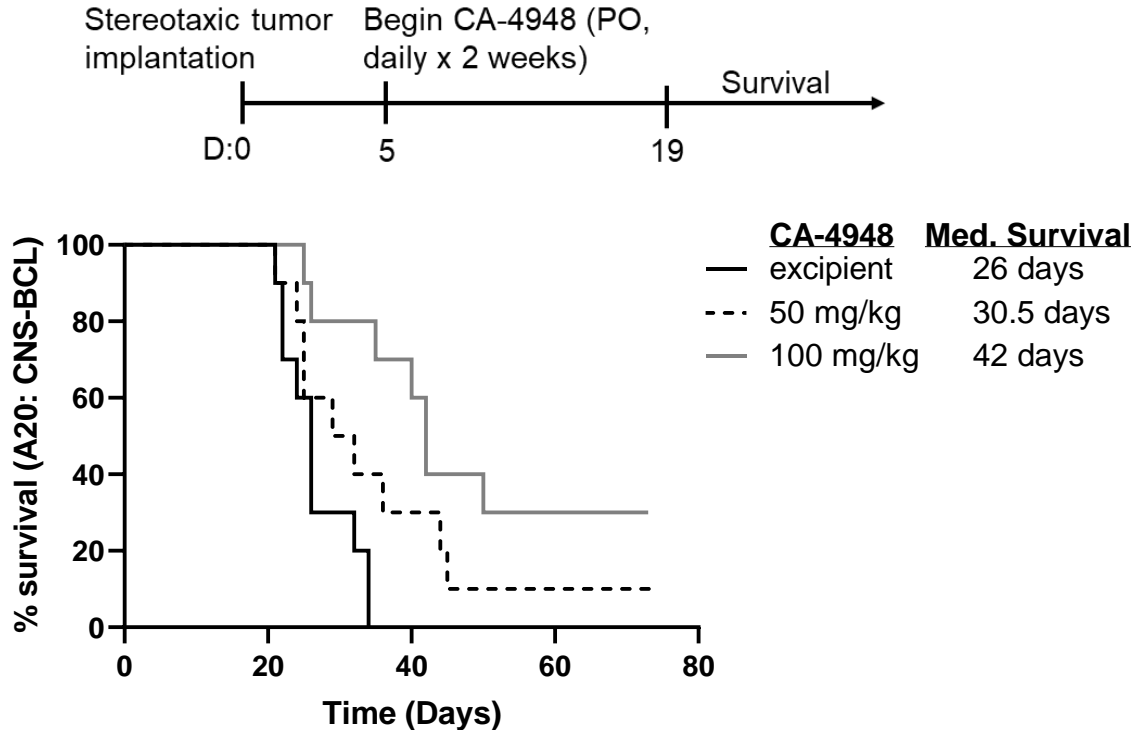
CA-4948 reduces MAPK expression in preclinical PCNSL



CA-4948 reduces NF- κ B expression in preclinical PCNSL



CA-4948 improves survival in preclinical PCNSL





Contact Information:

Christina A. von Roemeling: christina.vonroemeling@neurosurgery.ufl.edu

Raul Soikes: rsoikes@curis.com

