

CT150: A Phase 1b Single-arm, Open-label Study of Emavusertib in Combination with Azacitidine and Venetoclax in AML Patients in Complete Response with MRD

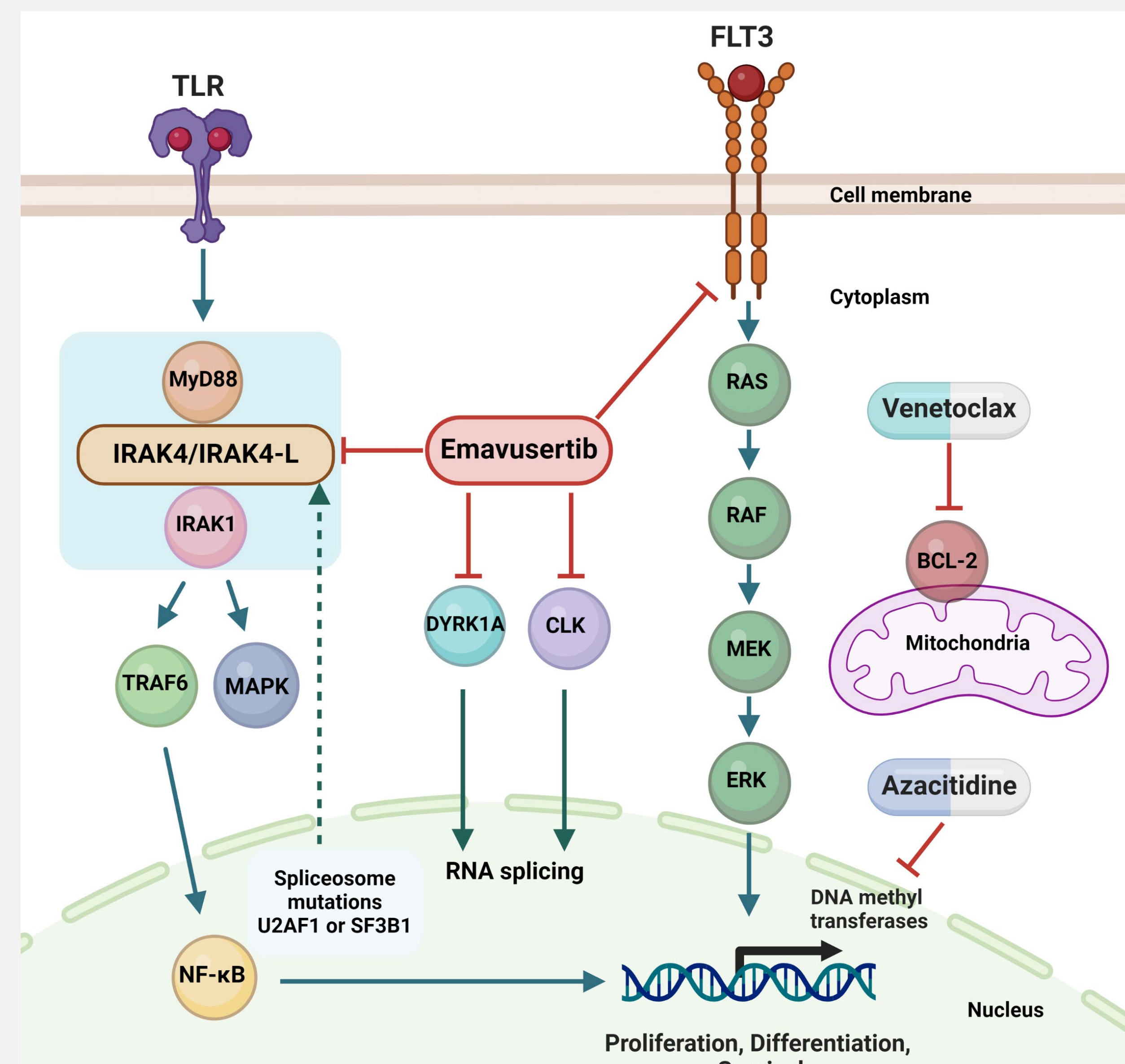
Adolfo de la Fuente, MD¹, Claudio Cerchione, MD, PhD², Sebastian Scholl, MD³, Jan Moritz Middeke, MD⁴, Nitika, PhD⁵, Maureen Lane, PhD⁵, Reinhard von Roemeling, MD⁵, Maria Lamar, BA⁵, Steven Angelides, MS⁵, Uwe Platzbecker, MD⁶

¹Department of Hematology, MD Anderson Cancer Center Madrid, Madrid, Spain; ²Istituto Romagnolo per lo Studio dei Tumori, Meldola, Italy; ³Universitätsklinikum Jena, Jena, Germany; ⁴Technische Universität Dresden, Dresden, Germany; ⁵Curis Inc., Lexington, MA; ⁶Department of Hematology, University Hospital Leipzig, Leipzig, Germany.

INTRODUCTION

Acute myeloid leukemia (AML) is a heterogeneous disease and exhibits a dynamic mutational landscape as the disease progresses.¹ In the VIALE-A study, composite complete response (CRc) (complete response [CR] or CR with incomplete hematological recovery [CRi]) in association with measurable residual disease (MRD) of <1 residual blast/1000 leukocytes (MRD negative [MRD-]) resulted in longer duration of response, event-free survival, and OS than patients who achieved CRc but were MRD positive (MRD+).² Single cell sequencing performed in older AML patients showed that primary and adaptive resistance in venetoclax-based combinations was commonly characterized by acquisition or enrichment of clones with FMS-like tyrosine kinase 3 (FLT3)-internal tandem duplication (ITD) mutations.³ There is no established role for a FLT3 inhibitor in front line setting for patients who are unsuitable for intensive chemotherapy. The current standard of care is the combination of azacitidine plus venetoclax; however, FLT3-driven relapses are common.^{4,5}

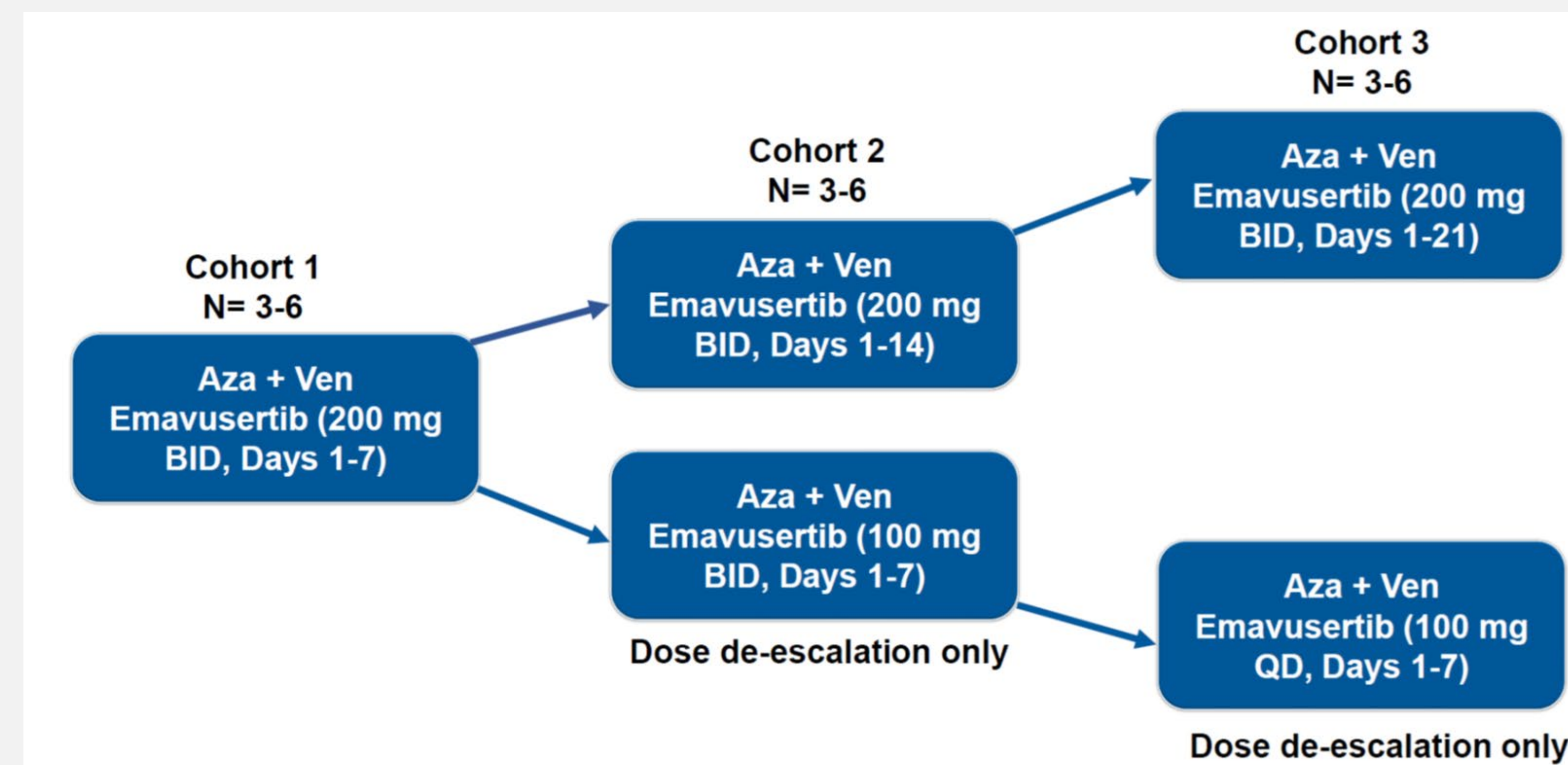
Emavusertib is a novel potent oral inhibitor of interleukin-1 receptor-associated kinase 4 (IRAK4) with additional inhibitory activity against FLT3 and CDC-like kinases (CLK1/2/4). Clinical studies with emavusertib monotherapy have demonstrated a significant reduction in blasts, along with CR, in patients who received prior therapy with an hypomethylating (HMA) and FLT3 inhibitors. Additionally, emavusertib in combination with azacitidine and venetoclax demonstrated significant antileukemic effects in all AML cell lines, including azacitidine- or venetoclax-resistant cell lines.⁶ MCL-1 is a prime driver of resistance to venetoclax and targeting IRAK4 has been shown to affect transcription and post translational regulation of MCL-1.^{7,8} Given the significant role of FLT3 mutations and MCL-1 in conferring resistance to the combination therapy of azacitidine and venetoclax, we designed this phase 1b study to assess the efficacy of emavusertib in combination with venetoclax and azacitidine in AML patients in CR with MRD.



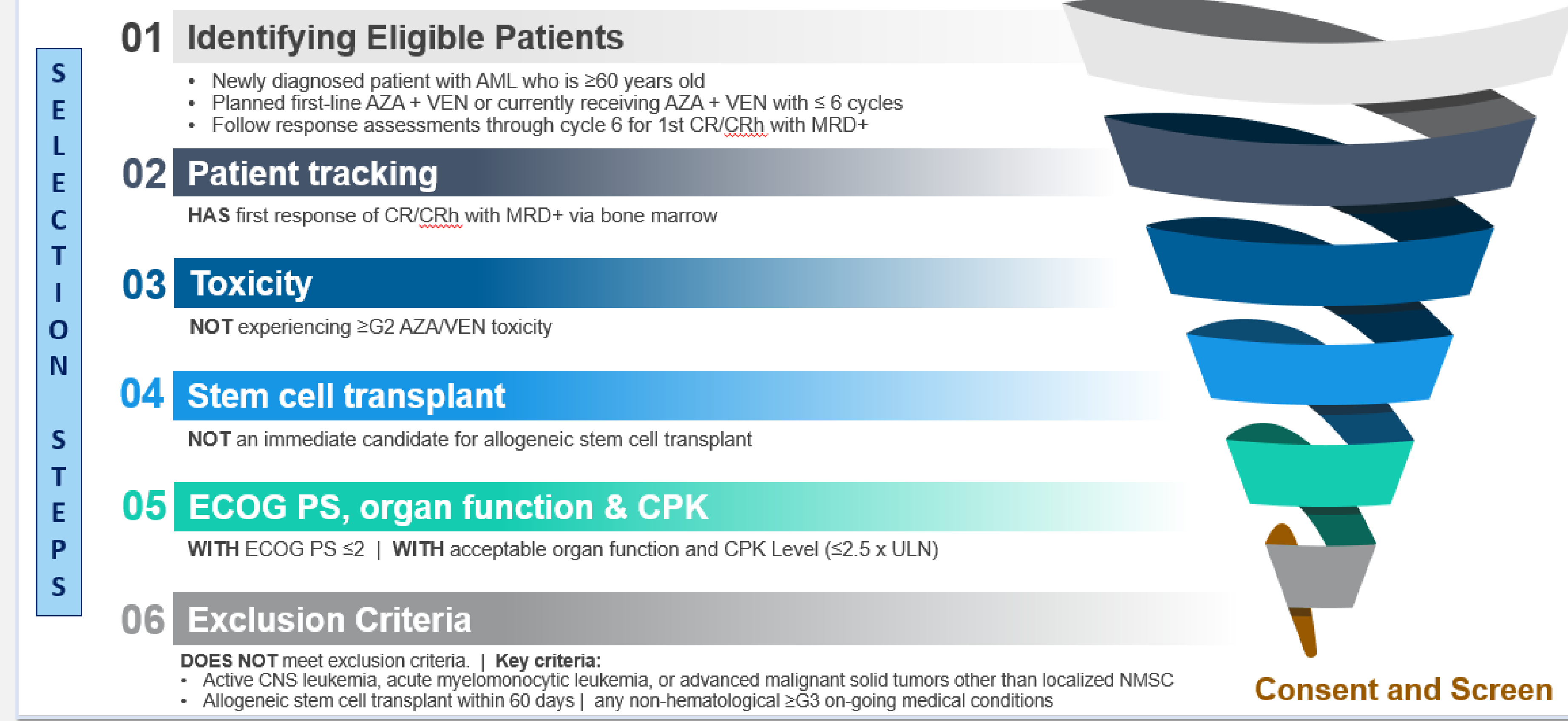
The mechanism of action of emavusertib in combination with venetoclax and azacitidine

STUDY DESIGN

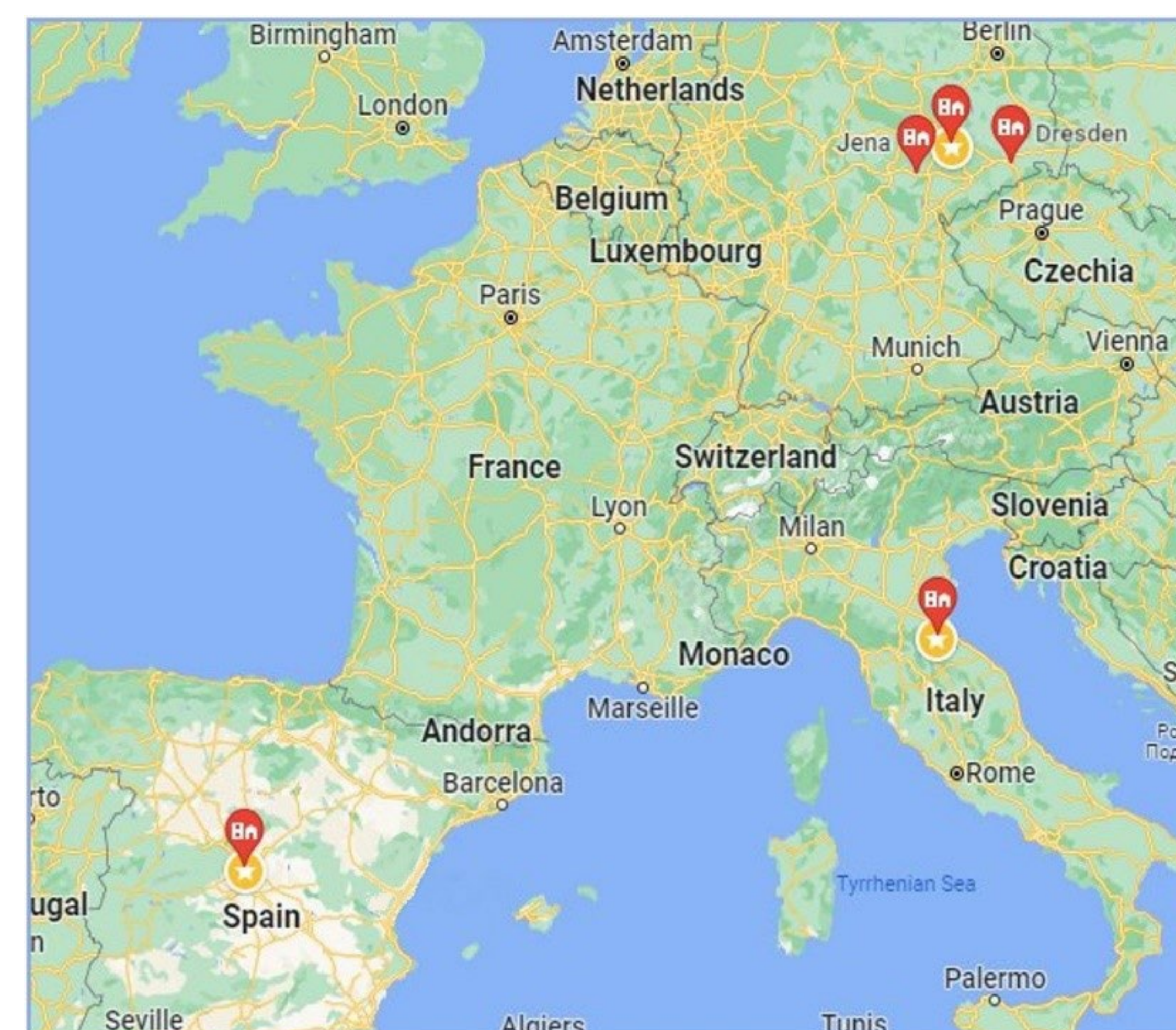
This is a Phase 1b, single-arm, open-label study evaluating safety and tolerability, PK, and conversion of MRD status with emavusertib as an add-on agent in AML patients who received azacitidine + venetoclax as first-line therapy with no more than 6 cycles and have achieved CR or CRh with MRD+ status.



STUDY ELIGIBILITY



STUDY SITES



- MD Anderson, Madrid, Spain
- Istituto Romagnolo per lo Studio dei Tumori, Meldola, Italy
- University of Jena, Jena, Germany
- University of Dresden, Dresden, Germany
- University Hospital Leipzig, Leipzig, Germany

BIOANALYTICAL AND BIOMARKER PLAN

Pharmacokinetics	• Patient safety and drug clearance
Genomic analysis	• Genetic, epigenetic and mutational analysis of bone marrow and peripheral blood • MRD analysis by next generation sequencing (exploratory objective)
Transcriptomic analysis	• RNA-sequencing analysis of bone marrow and peripheral blood
Proteomic analysis	• MRD analysis by flow cytometry (secondary objective) • Cytokine/chemokine/growth factor quantification
Machine learning analysis	• Correlational analysis of biomarker and clinical data to determine predictive biomarkers of response.


SUMMARY

- Emavusertib monotherapy appears to be well tolerated in patients with relapsed or refractory AML, previously treated with an HMA and venetoclax.
- Emavusertib in combination with azacitidine and venetoclax demonstrated synergistic antileukemic effects in AML cell lines.
- Addition of emavusertib with azacitidine and venetoclax in MRD+ patients at the time of CR may convert the MRD status without significant toxicity.
- This triplet combination has a potential to become new regimen in front-line therapy for AML patients.
- Exploratory biomarkers will be analyzed to determine predictive biomarkers of response.
- The study is currently enrolling patients.

REFERENCES

1. Metzeler K.H. et al., Spectrum and prognostic relevance of driver gene mutations in acute myeloid leukemia. *Blood* 2016; 128 (5): 686–698.
2. Pratz K.W. et al., Measurable Residual Disease Response and Prognosis in Treatment-Naive Acute Myeloid Leukemia With Venetoclax and Azacitidine. *JCO* 40, 855-865(2022).
3. DiNardo C.D. et al., Molecular patterns of response and treatment failure after frontline venetoclax combinations in older patients with AML. *Blood*. 2020 Mar 12;135(11):791-803.
4. DiNardo C.D. et al., Azacitidine and Venetoclax in Previously Untreated Acute Myeloid Leukemia. *N Engl J Med*. 2020 Aug 13;383(7):617-629.
5. Short N.J. et al., Azacitidine, Venetoclax, and Gilteritinib in Newly Diagnosed and Relapsed or Refractory FLT3-Mutated AML. *JCO* 0, JCO.23.01911
6. Ugolkov et al., 2021. IRAK4 inhibitor CA-4948 potentiates antitumor effects of azacitidine and Venetoclax in human acute myeloid leukemia. *EHA* 325144; EP390.
7. Li Z. et al., Inhibition of IRAK1/4 sensitizes T cell acute lymphoblastic leukemia to chemotherapies. *J Clin Invest*. 2015 Mar 2;125(3):1081-97.
8. Hertlein E.K. et al. NF-κB Is Active in Mcl-1 Promoter Regulation in Human CLL. *Blood* 2008; 112 (11): 2265.

CLINICAL TRIAL INFORMATION



CONTACT INFORMATION

Reinhard von Roemeling, MD
Senior VP, Clinical Development
rvonroemeling@curis.com
Curis Inc.
128 Spring Street
Lexington
MA 02421
www.curis.com



STUDY OBJECTIVES

Primary	• Evaluate the safety and tolerability of different dosing schedules of emavusertib as an add-on agent to the combination of azacitidine and venetoclax
Secondary	• Conversion of MRD+ to MRD- status • Characterize the pharmacokinetic profiles of emavusertib, azacitidine, and venetoclax • Assess the effects of the triplet regimen (Emavusertib + azacitidine + venetoclax) on dynamics of MRD status and the relationship to outcomes • Evaluate continuous anti-cancer activity of the triplet regimen
Exploratory	• Evaluate the molecular profile of peripheral blood at baseline and following treatment with the triplet regimen